

## LED-W11X



**LED-W11X**

### Loop Powered, Ex-approved LED Indicator for Gas Zone 1 & 2



LED-W11X is a digital indicator for installation directly in a 4-20 mA loop without need for external power.

The indicator is equipped with bright, easy-to-read LED digits.

LED-W11X is designed for field mounting on a wall or, by means of mounting kit, on a pipe or a DIN-rail. It has a rugged and splash proof housing with protection IP65/NEMA 4X.

The scale is easily programmable, without reference signal, by two internal pushbuttons for any values between -1999 and 9999.

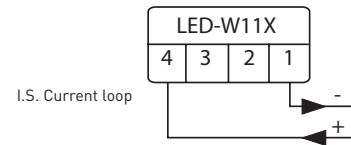
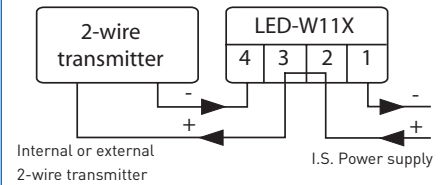
A temperature transmitter can be integrated for direct sensor input.

- Intrinsically Safe for gas Zone 1 & 2
- Bright, 4-digit LED display with red 14.2 mm (0.56 ") digits
- Installation directly in a 4-20 mA loop without need for power supply
- Simple pushbutton scaling without reference signal
- Any range between -1999 to 9999 for 4 to 20 mA input
- Labels for different engineering units are included
- Typical accuracy of 0.05 % allows for high precision read-outs
- HART transparent
- Built-in temperature transmitter as an option
- Field mounting in rugged IP65 / NEMA 4X housing with double cable conduits

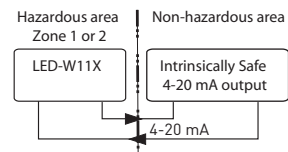
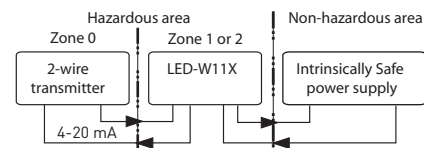
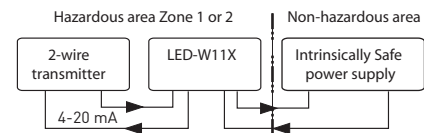
### Specifications:

<b>Input Current</b>	4-20 mA
Maximum current	30 mA
Minimum current for operation	~3.5 mA
<b>Voltage drop</b>	<6 V
<b>Indication</b>	
Display	Red LED with 4 digits including minus sign
Digit height	14.2 mm (0.56 ")
Indication range	Any range between -1999 to 9999
Decimals	Selectable, 0 to 3
Under range / Over range	Flashing symbols LO/HI
Engineering units	Set of labels included (including blanks)
<b>Response time</b>	~ 0.5 s
<b>Scale setting</b>	Two pushbuttons inside the housing
<b>Operation temperature</b>	-25 to +60 °C [-13 to +140 °F]
<b>Typical accuracy</b>	±0.05 % FS ±1 digit
<b>Dimensions</b>	80 x 125 x 63 mm (3.15 x 4.92 x 2.48 ")
<b>Protection</b>	IP65 / NEMA 4X
<b>Connection</b>	Stranded, ≤ 1.5 mm <sup>2</sup> , AWG 16, 2 conduits M16x1.5
<b>Mounting</b>	Wall, pipe or DIN-rail with mounting kit
<b>Ex-classification</b>	ATEX II 2/1 G Ex ia IIC T4-T6
<b>Ex-data</b>	Acc. to certificate DEMKO 07 ATEX 142834X

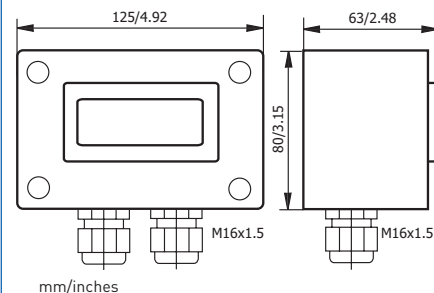
### Connections



### Installation alternatives



### Dimensions



### Ordering information

LED-W11X	70LEDW11X1
Pipe mounting kit	70ADA00021
DIN-Rail mounting kit	70ADA00022
Transmitter mounting kit	70ADA00032
Configuration	70CAL00001
Mounting of transmitter	60VERMONT1